

1976 YARD AND GARDEN

TRACTORS

AND ATTACHMENTS

Sears



Sears



YARD AND GARDEN
TRACTORS

another free manual from www.searstractormanuals.com



Sears + Best

SEARS 18-HP and 16-HP TWIN-CYLINDER TRACTORS


The biggest, strongest, best tractors we offer. These twin-cylinder engines throb with smooth, responsive power from the moment you turn the key. Alternate-firing pistons in opposed cylinders help reduce vibration, resulting in a comfortable ride and less wear and tear on tractor parts. This engine, combined with an oversized muffler, makes the SS/18 and SS/16 the quietest tractors we offer—something you'll really appreciate after many hours of riding. There's plenty of torque to handle our full range of optional attachments for gardening, lawn care, clean-up, snow removal and more with ease. After all, they're our best.

SPECIFICATIONS:

Model SS/18 (No. 2596)
Engine ... 18-HP Onan® Twin-Cylinder
 with Aluminum Block,
 Cast Iron Liner,
 Removable Oil Filter,
 Valve Rotators
Transmission.... 8 Forward Speeds
 2 Reverse Speeds
Tires Front 16 x 8.50 x 8
 Rear 23 x 10.00 x 12
Overall Length 68.5 in.
Overall Width 36.5 in.

Model SS/16 (No. 2595)
Engine... 16-HP Onan® Twin-Cylinder
 with Aluminum Block,
 Cast Iron Liner,
 Pressure Oil Lubrication
Transmission.... 6 Forward Speeds
 2 Reverse Speeds
Tires Front 16 x 8.50 x 8
 Rear 23 x 9.50 x 12
Overall Length 68.5 in.
Overall Width 36.5 in.

Attachments add versatility to your garden tractor. See pp. 9 through 16 for descriptions and information about the attachments you'll need.



All-gear transmission with 6 speeds forward, 2 reverse, helps match speed to the job. Speeds forward (MPH)—0.8, 1.6, 2.1, 2.7, 3.9, 6.5; Speeds reverse—1.0, 2.5



Powerful Onan® twin-cylinder engine delivers the power you'll need for nearly any job. It's a perfect engine for big acreage, and alternate-firing pistons cut vibration to give a smooth, comfortable ride . . . something both you and your tractor parts can appreciate.

Sears Easy Maintenance System provides checkpoints for tractor maintenance. A service/hour meter records hours of tractor running time. Merely check your owner's manual to see if it's time to lubricate, change filters, replace belts or perform other maintenance. Meter is standard on SS/18 and available as an option on any Sears Yard and Garden Tractor equipped with an ammeter.



16-HP AND 12-HP FULL-SIZE TRACTORS

Power and versatility for big acreage. You've got some nice land . . . the kind of place you've always dreamed about. But as nice land you can only admire the view. As productive, cultivated land it means a lot more to you. These full-size tractors have the power and versatility to tame those acres by handling every type of attachment Sears offers right up to the sickle bar mower and hydraulic loader. The big frame allows

these tractors to utilize 42 or 48-in. mowing attachments, bigger than the mowers used on our smaller tractors to get the job done that much faster. In addition, the 16-HP tractor is powered by an overhead-valve engine with auto-type design to permit efficient combustion and cool operation. And it's counter-balanced to help cut vibration. Big-engine power and versatility can make these tractors right for you.

Attachments add versatility to your garden tractor. See pp. 9 through 16 for descriptions and information about the attachments you'll need.



Gear shift lever is conveniently located in front of the tractor operator's seat. A high and low gear range let you match proper speed to the attachment used.

SEARS 10-HP DELUXE GARDEN TRACTOR

Full-size features in a compact frame. Too small to be called full-sized, too rugged to be called compact, we've put our 10-HP Deluxe "heavy-duty compact" in a class by itself. It handles a 2-in. wider mowing attachment than our compacts and has a heavier 9-gauge steel frame. Add to that a cast iron engine, combination brake/clutch pedal and 6 forward and 2 reverse speeds and it just may be that versatile "mid-size" you've been looking for.

Attachments add versatility to your garden tractor. See pp. 9 through 16 for descriptions and information about the attachments you'll need.

SPECIFICATIONS:

Model **ST/10 Deluxe (No. 2592)**
Engine 10-HP Tecumseh®
 with Horizontal Shaft,
 Cast Iron Block,
 Solid State Ignition
Transmission 6 Forward Speeds
 2 Reverse Speeds
Tires Front 16 x 5.50 x 8
 Rear 23 x 8.50 x 12
Overall Length 63 in.
Overall Width 34 in.

SPECIFICATIONS:

Model **ST/15 (No. 2594)**
Engine 16-HP Tecumseh®
 with Horizontal Shaft,
 Cast Iron Block,
 Solid State Ignition,
 Overhead Valves
Transmission 6 Forward Speeds
 2 Reverse Speeds
Tires Front 16 x 5.50 x 8
 Rear 23 x 8.50 x 12
Overall Length 67 in.
Overall Width 36.5 in.

Model **ST/12 (No. 2593)**
Engine 12-HP Tecumseh®
 with Horizontal Shaft,
 Cast Iron Block,
 Solid State Ignition
Transmission 6 Forward Speeds
 2 Reverse Speeds
Tires Front 16 x 5.50 x 8
 Rear 23 x 8.50 x 12
Overall Length 67 in.
Overall Width 36.5 in.



Tubeless, 2-ply tires feature "bead-and-seal" rim design to help prevent air loss. They offer smooth traction and a comfortable ride over many miles of ruts and bumps.

SEARS 10-HP and 8-HP COMPACT GARDEN TRACTORS

More than just a lawn care machine. If you happen to own a small lot of between ½ and 1½ acres, Sears 8 and 10-HP compacts are designed especially for you. Not only will they handle your lawn cutting chores easily with a 36-in. mowing attachment, but the standard hitch plate offers the added versatility of utilizing tractor tillage attachments and a wide range of other rear-mount attachments. That means you

can plow, disc, drag, cultivate and prepare your garden to grow plants and vegetables you'll be proud to call your own. These tractors' compact size means easy handling and maneuverability. Wide pneumatic tires offer a smooth, comfortable ride. They're machines that can till soil or spray insecticide, vacuum leaves or plow snow. They're a lot, lot more than just lawn care machines.

SPECIFICATIONS:

Model ST/10 (No. 2591)
Engine 10-HP Briggs & Stratton®
 with Vertical Shaft,
 Aluminum Block,
 Counter-Balanced
Transmission 4 Forward Speeds
 1 Reverse Speed
Tires Front 16 x 6.00 x 8
 Rear 23 x 8.50 x 12
Overall Length 64.5 in.
Overall Width 37.5 in.

Model ST/8 (No. 2590)
Engine 8-HP Briggs & Stratton®
 With Vertical Shaft,
 Aluminum Block,
 Counter-Balanced
Transmission 4 Forward Speeds
 1 Reverse Speed
Tires Front 16 x 6.00 x 8
 Rear 23 x 8.50 x 12
Overall Length 64.5 in.
Overall Width 37.5 in.

Attachments add versatility to your garden tractor. See pp. 9 through 16 for descriptions and information about the attachments you'll need.

Solid-mount aluminum block Briggs & Stratton® engines are counter-balanced for smooth performance. An oil fill extension tube allows easy checking and filling of engine oil.



Dashboard area includes controls such as ammeter, electric start key-lock switch and throttle-choke—all grouped for easy control and accessibility. You'll find safety and operating instructions located there, too.



Rubber tread on foot rest provides good footing for the tractor operator against grass and loose dirt.



2 sealed-beam headlights are standard on 10-HP model (not available on 8-HP model). Triple-throw switch allows lights to operate under battery power with engine off.





SEARS LAWN CARE



ROTARY MOWERS are available in sizes to accommodate each Sears yard and garden tractor. All mowers are multi-bladed, side-discharge, belt-driven units and are totally suspended from the tractor frame. "High-lift" blades create suction that stands grass up for level cutting. Safety interlock system prevents tractors from starting when mowers are engaged. A 36-in. mower, used on Sears compact tractors, is a 2-bladed unit with an all-steel deck utilizing built-in skids to prevent scalping. Cutting height is 1¾ to 3¾ in. Sears 10-HP Deluxe tractor uses a 38-in. mower, also a 2-bladed unit. It features a steel discharge deflector chute and built-in deck skids. Cutting height is 1½ to 3½ in. Sears twin-cylinder and full-size garden tractors use big 42 and 48-in. mowing attachments, both with built-in deck skids, steel discharge deflector chute and 3-blade design for maximum cutting overlap. Cutting height is 1½ to 4½ in. All Sears mowers have steel housings and meet Outdoor Power Equipment Institute safety requirements.



36-in. Mower



38-in. Mower



42 or 48-in. Mower

ATTACHMENTS

SPREADER-SEEDERS spread fertilizer, powdered weed killer, grass seed and more . . . evenly! 48-in. spreader-seeder holds 250 lbs. of chemical fertilizer. 36-in. spreader-seeder holds 100 lbs. Broadcast spreader holds 90 lbs. and distributes material in a semi-circle over 5 to 8-ft. area. All sizes fit all Sears tractors.

SPRAYER handles nearly all commonly-used sprays. Pump with cast-bronze body and stainless steel piston delivers 2 gallons per minute, up to 300 lbs. pressure per sq. in. Unit sprays 20 to 25 ft. vertically. 30-gallon tank. 3-HP Craftsman® engine. Fits all Sears tractors.



36-in. Spreader-Seeder



Broadcast Spreader-Seeder

48-in. Spreader-Seeder




36-INCH LAWN ROLLER smooths out humps in ground surface and rolls seed or sod. Steel cylinder has 18-in. diameter and weighs 450 lbs. when filled with water. Fits all Sears tractors.



36-INCH LAWN AERATOR opens up soil, lets it "breathe" and gets moisture and fertilizer to the roots. 2½-in. long tapered steel spikes punch hundreds of holes. Fits all Sears tractors.

LAWN CLEAN-UP ATTACHMENTS



PULL-BEHIND SWEEPER cleans a 38-in. wide swath. Brushes adjust to 2½-in. height, have strong water-resistant polypropylene bristles. Vinyl hamper includes windscreen. Fits all Sears tractors.

LITTER WHISK® lawn sweeper is more efficient than our conventional sweepers because only the rotary brush touches the ground. Lets you back into hard-to-reach areas. Wide 36-in. brush reel adjusts to desired height. 9-bushel capacity basket. Fits all Sears tractors except compacts.

COMPACT LAWN VAC is ideal for lawns up to 1 acre, holds up to 20 bushels of grass clippings or leaves. Zippered bag detaches for dumping. Includes chute for mower. 3-HP Craftsman® engine. In 2 models to fit any Sears tractor.

LAWN VAC with rugged 5-HP Craftsman® engine handles big acreage with ease. Blower sucks up grass clippings, leaves and twigs from mower through flexible tubing. V-shaped hopper helps make dumping easy. Fits all Sears tractors.

THATCHER-SWEEPER is a multi-purpose machine with steel thatcher tines that remove thatch as it pulls up debris all in one operation. Powered by a husky 8-HP Briggs & Stratton® engine. Fits all Sears tractors except compacts.



HAULING ATTACHMENTS



SHREDDER reduces leaf bulk and other garden debris up to 90%. Shredded material can be used as mulch, made into compost or bagged for disposal. Powered by your tractor engine, a safety switch stops engine if blades are exposed. Includes combination leaf ramp/hopper and bagging attachment. Fits Sears full-size and twin-cylinder tractors only.



STEEL HAULING CARTS are available in 7, 10 and 18-cu. ft. sizes with endgates that slide out and beds that tilt for easy dumping. 3 carts fit all Sears tractors.

TOTE BOX can be used to carry tools, equipment, shrubbery, dirt and more or use as extra front-end weight when filled. Dumps with lever. Fits all Sears tractors.

MECHANICAL-LIFT DUMP CART lets you dump a full load or distribute material over a broad area by turning a crank. 18-cu. ft. size fits all Sears tractors.



GROUND ENGAGING

PLOWS turn up soil to 6 in. deep. Tough 10-in. rolling disc cuts through sod and trash. Scours to give smooth soil-turning surface. Available in 2 sizes: 8-in. plow fits all Sears tractors; 10-in. plow fits all Sears tractors except compacts.

DISC HARROW prepares plowed soil for dragging. Breaks clods, cuts trash and pulverizes after plowing. 12-in. steel disc blades spaced 5 in. apart can be angled to suit soil conditions. Fits all Sears tractors.




CULTIVATOR is used as straddle-row unit as tractor is driven over crop row. Shanks are spaced to let crop row pass between them. Cultivates rows 20 to 30 in. apart. Fits all Sears tractors.

40-INCH DRAG HARROW levels, pulverizes and prepares extra-fine seed bed after discing. Teeth provide cuts 2 in. apart and can be angled to vary tilling depth. Fits all Sears tractors.

SHOVEL HOLDER is used for furrowing, tilling, hilling and weeding. Includes middle-buster for hilling and ridging. Optional 14-in. sweep is used on shovel holder for cultivating, ridging and tearing out weeds. Fits all Sears tractors.



ATTACHMENTS



ROTO-SPADERS prepare soil for new lawns and gardens by pulverizing and breaking up compost, manure and grass. Heat-treated slasher tines are powered by a rugged 8-HP Briggs & Stratton® engine and till a swath 38 in. wide. 8-HP model fits all Sears tractors except compacts. A 6-HP model with a Craftsman® engine cuts a 30-in. wide swath and fits all Sears tractors, including compacts.

SEEDER-PLANTER does 4 jobs in 1 operation: opens furrow, drops seed, fertilizes and covers seed. Direct chain drive for even flow. 8 seed discs adjust from 1 to 6 in. apart. Fits all Sears tractors.



REAR-MOUNT GRADER BLADE levels loose dirt, sand, stone and gravel. Operator controls with lift handle. Adjust straight ahead or at 17 or 34-degree angle right or left. Fits all Sears tractors.

MID-MOUNT GRADER BLADE can be tilted 15 degrees vertically for crowning or edging—a *Sears exclusive feature*—and 30 degrees horizontally. Depth control feature provides grading action similar to big road graders. Fits Sears full-size and twin-cylinder tractors only.

HEAVY-DUTY DOZER BLADES remove snow and move or grade dirt, sand and gravel. Steel blade can be angled right or left from seat. Blade shoes float on uneven surfaces. 42 and 46-in. wide blades fit all Sears tractors.



3-POINT HITCH connects all rear-mount attachments to all Sears tractors. Operator regulates pressure on attachments with over-center lift lever, lifts attachments off ground with lever near driver's seat. A must!

SNOW REMOVAL ATTACHMENTS

SNOW CAB

helps protect operator from wind, cold and blowing snow. Windows provide 360-degree visibility. Cab has fiber glass top and vinyl windshield. Safety light and glass windshield with hand wiper are optional. Fits Sears full-size and twin-cylinder tractors only.

40-INCH SNOW THROWER

handles wet, heavy or powdery snow easily and quickly. Clears a 40-in. wide path. Stop/start clutch and chute are controlled from operator seat. Free-floating skid runners adjust height to suit ground surfaces being cleared. Auger shaft turns on heavy-duty ball bearings. V-belt, precision roller chain and sprocket drive. Fits Sears full-size and twin-cylinder tractors only.



SNOW BLADE

clears a 38-in. wide path with ease. Can be angled to 25 degrees left and right. Lift lever raises blade. Fits Sears compact tractors. All Sears tractors can remove snow by using heavy-duty dozer blade shown on page 13.



36-INCH SNOW THROWER


is very similar to big snow thrower above except that it clears a 36-in. wide path. Fits Sears compact tractors only. 35-in. snow thrower available for Sears 10-HP Deluxe tractor.



TIRE CHAINS AND WHEEL WEIGHTS

are musts for snow removal. Various chains to fit any Sears tractor. Wheel weights are necessary for many kinds of heavy-duty work with attachments and fit all Sears tractors.

SPECIAL USE ATTACHMENTS



364

HEAVY-DUTY HYDRAULIC LOADER
eases handling of sand, dirt, manure, gravel, crushed rock and more. Comes complete with its own hydraulic system. Lifts optional bucket or tine fork to 79-in. height. Linkage on lift arm helps keep basket level during lift cycle. Dual-bucket cylinders help keep bucket rigid and increase scooping efficiency. Fits Sears full-size and twin-cylinder tractors only.



FRONT AND REAR-END WEIGHTS
add necessary traction and steering control for various jobs, weigh 50 lbs. Weights available to fit all Sears tractors.



SICKLE-BAR MOWER
mows heavy grass and weeds, cuts 48-in. wide swath with 2½-in. overlap. Self-adjusting cutter bar follows contour of cutting area. Safety release bar lets mower swing back if it hits an unseen obstruction. Rubber dampener absorbs vibration. Fits Sears full-size and twin-cylinder tractors only.



TRACTOR JACK
operates like an automobile jack. Speeds and simplifies many jobs like changing or sharpening mower blades. Use for all Sears tractors.

CHOOSE THE TRACTOR AND ATTACHMENTS THAT BEST SUIT YOUR NEEDS

Arrange for a FREE home demonstration of any Tractor



Let Sears help you with some home chores soon! Call or visit Sears and ask your salesperson for a free home demonstration. See for yourself, on your own property, with absolutely no obligation, how easy even the hardest year 'round jobs can be with a versatile Sears tractor. Whether you'll be mowing, removing snow, preparing a garden or doing a variety of other jobs, there's a Sears tractor that's right for you!

Sears Tractor Service

Sears Service Centers maintain a wide stock of replacement tractor parts. Fully-trained mechanics are prepared to perform maintenance and are your assurance of service when and where you need it. Sears service is as near as your phone. And remember, we service what we sell nationwide.

Ask About Sears Credit Plans

FULL ONE-YEAR WARRANTY ON TRACTOR

For one year from date of purchase, Sears will repair any defect in material or workmanship in the tractor, except the battery, at no charge. If the tractor is used for commercial or rental purposes, this warranty applies for thirty days only.

FULL 90-DAY WARRANTY ON BATTERY

For 90 days from date of purchase, if any battery included with the tractor proves defective in material or workmanship and will not hold a charge, Sears will replace the battery, at no charge.

LIMITED WARRANTY ON BATTERY

From the 91st day until one year from date of purchase, if any battery included with the tractor proves defective in material or workmanship and will not hold a charge, Sears will replace the battery, charging 1/12th of the price of the new battery for each full month from date of purchase.

Service under these warranties is available by simply contacting any Sears store.

Satisfaction Guaranteed or Your Money Back

SEARS, ROEBUCK AND CO.
SIMPSONS-SEARS LIMITED, CANADA



ideas for better living

another free manual from www.searstractormanuals.com

ATTACHMENT	SS/18 SS/16	ST/16 ST/12	ST/10 Deluxe	ST/10 ST/8
36-in. Rotary Mower				X
38-in. Rotary Mower			X	
42-in. Rotary Mower	X	X		
48-in. Rotary Mower	X	X		
Spreader-Seeders	X	X	X	X
Sprayer	X	X	X	X
Lawn Roller	X	X	X	X
Lawn Aerator	X	X	X	X
Litter Whisk®	X	X	X	
Pull-Behind Sweeper	X	X	X	X
Compact Lawn Vac	X	X	X	X
Lawn Vac	X	X	X	X
Thatcher-Sweeper	X	X	X	
Shredder	X	X		
Tote Box	X	X	X	X
Hauling Carts	X	X	X	X
Mechanical-Lift Cart	X	X	X	X
8-in. Plow	X	X	X	X
10-in. Plow	X	X	X	
Disc Harrow	X	X	X	X
Drag Harrow	X	X	X	X
Cultivator	X	X	X	X
Shovel Holder	X	X	X	X
Rear-Mount Grader Blade	X	X	X	X
Mid-Mount Grader Blade	X	X		
Heavy-Duty Dozer Blade	X	X	X	X
8-HP Roto-Spader	X	X	X	
6-HP Roto-Spader	X	X	X	X
Seeder-Planter	X	X	X	X
Snow Cabs	X	X		
40-in. Snow Thrower	X	X		
36-in. Snow Thrower				X
35-in. Snow Thrower			X	
Snow Blade				X
Hydraulic Loader	X	X		
Sickle-Bar Mower	X	X		