

PARTS LIST FOR

Sears

CUSTOM TRACTOR

MODEL NO. 917.25010 - RECOIL TRACTOR

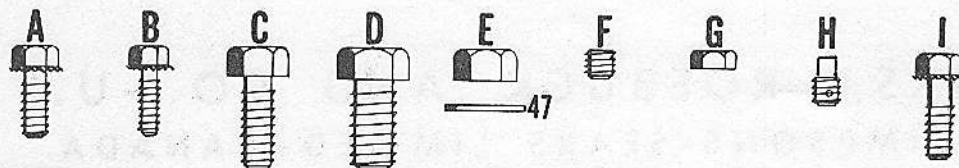
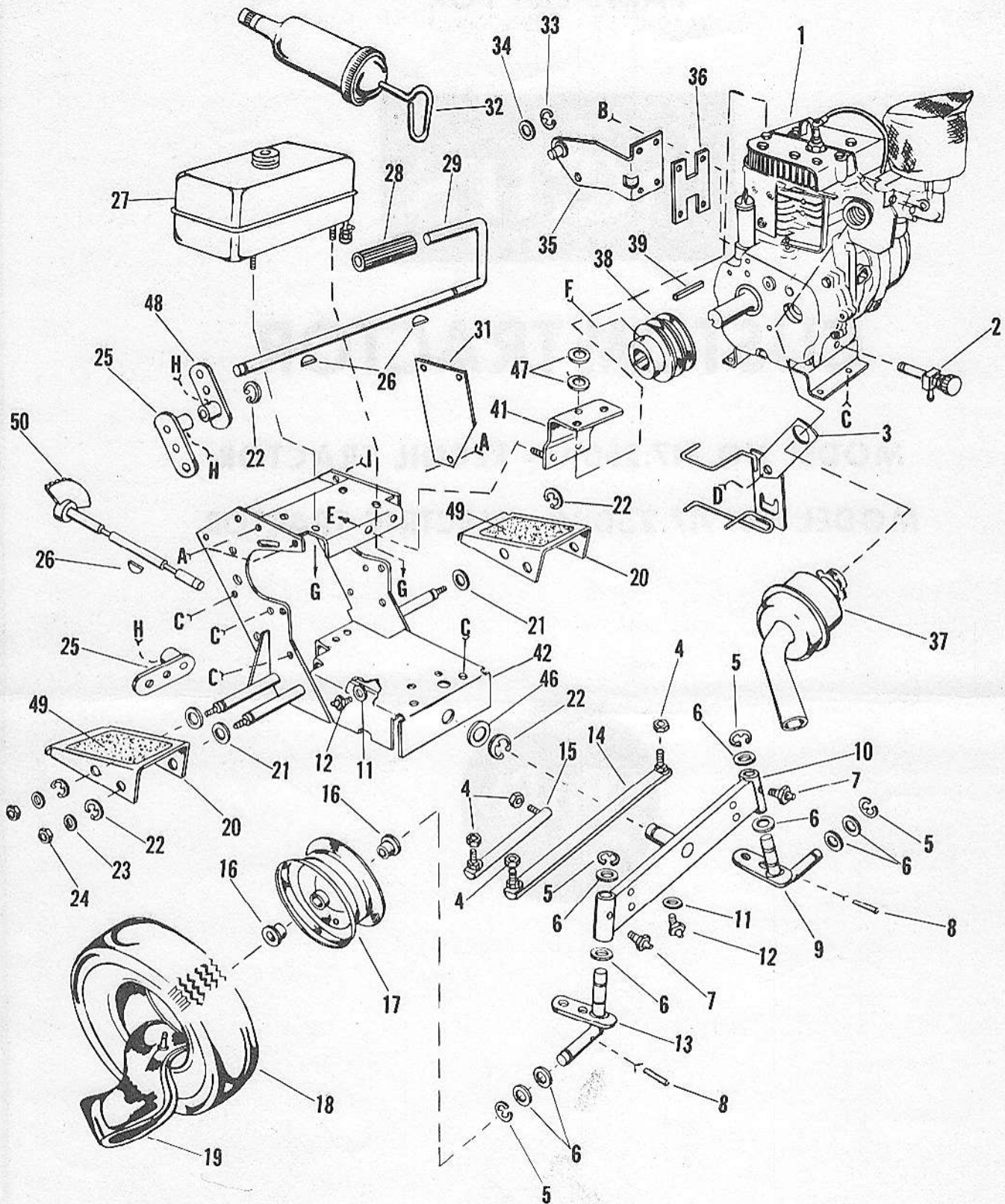
MODEL NO. 917.25020 - ELECTRIC TRACTOR



SEARS, ROEBUCK AND CO.—U.S.A.
SIMPSONS-SEARS LIMITED—CANADA

7501H

SEARS 6 H.P. CUSTOM TRACTOR -- MODEL NUMBER 917.25010 AND 917.25020



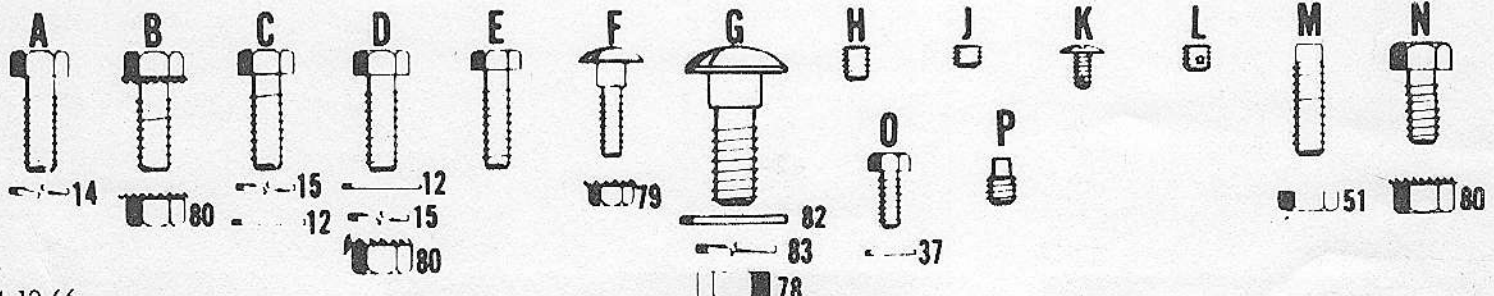
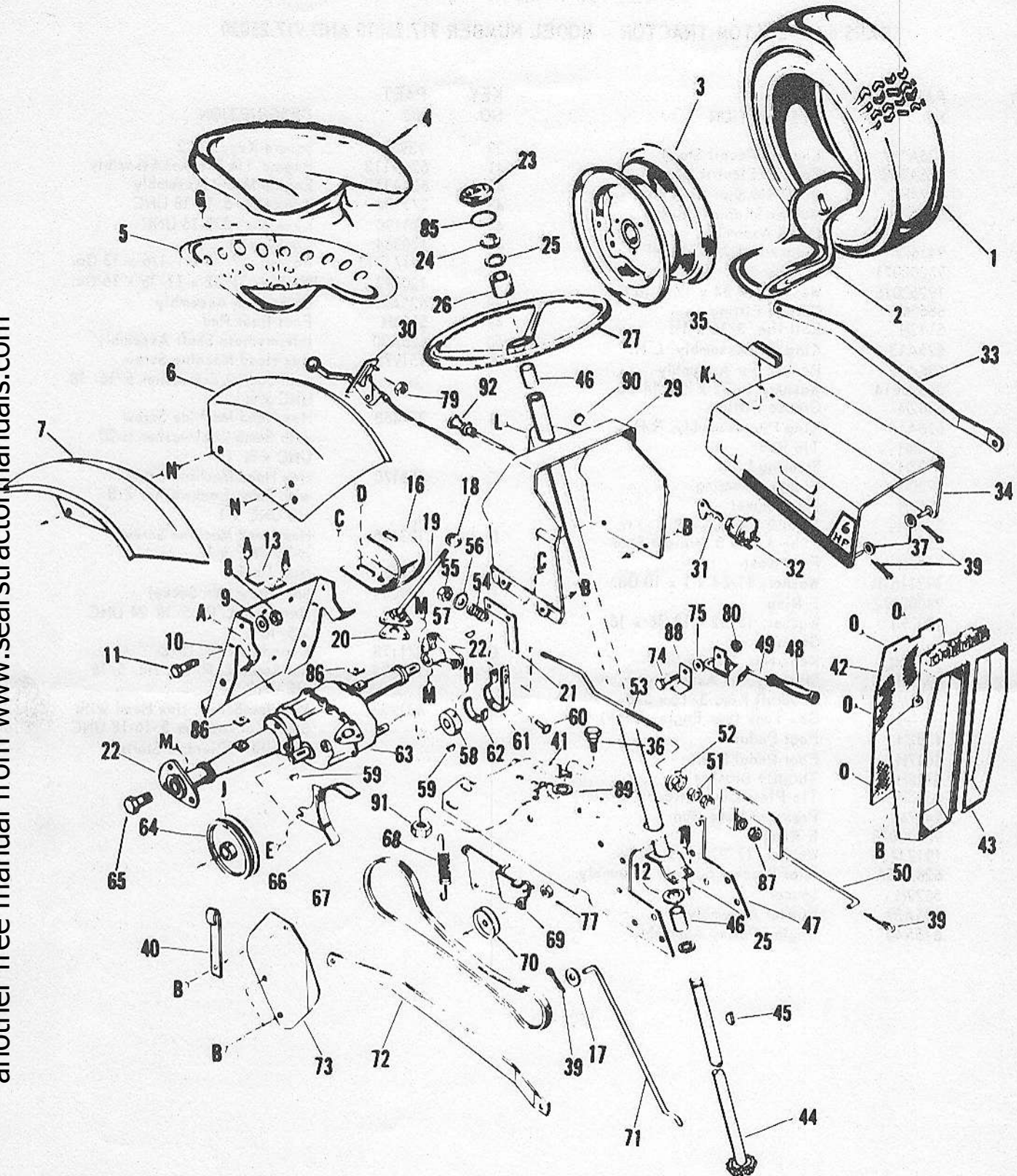
another free manual from www.searstractormanuals.com

SEARS 6 HP CUSTOM TRACTOR -- MODEL NUMBER 917.25010 AND 917.25020

KEY NO.	PART NO.	DESCRIPTION	KEY NO.	PART NO.	DESCRIPTION
1	626A147	Engine (Recoil Start)	39	9396E	Square Key, 1/4 x 2
1	626A148	Engine (Electric Start)	41	626A113	Engine Tie Bracket Assembly
2	4374H	Oil Drain Shut-Off Valve	42	626A150	Engine Mount Assembly
3	626A130	Muffler Strap and Belt Guide Assembly	43	271184	Keps Nut, 5/16-18 UNC
4	9416771	Nylock Nut 3/8-24 UNF	44	271190	Keps Nut, 3/8-16 UNC
5	98000071	E Ring	45	120384	Lockwasher, 1/2
6	19252016	Washer, 49/64 x 1 1/4 x 16 Ga.	46	19171713	Washer, 17/32 x 1-1/6 x 13 Ga.
7	6855M	Grease Fitting	47	120393	Washer, 11/32 x 11/16 x 16 Ga.
8	5142H	Roll Pin, 3/16 x 1 1/4	48	625A26A	Brake Arm Assembly
9	626A13	King Pin Assembly, L.H.	49	5124H	Foot Rest Pad
10	626A12	Rocker Bar Assembly	50	626A30	Intermediate Shaft Assembly
11	09090814	Washer, 9/32 x 1/2 x 14 Ga.	A	451975	Hex Head Machine Screw with Sems Lockwasher 5/16-18 UNC x 3/4
12	6842M	Grease Fitting	B	271468	Hex Head Machine Screw with Sems Lockwasher 1/4-20 UNC x 3/4
13	626A14	King Pin Assembly, R.H.	C	455170	Hex Head Machine Screw with Sems Lockwasher 3/8-16 UNC x 1
14	5136H	Tie Rod	D	123605	Hex Head Machine Screw 1/2-20 UNF x 1
15	5137H	Steering Link	E	1685H	Nut, Lock
16	5920H	Flanged Bearing	F	139042	Set Screw Hex Socket Headless C.P. 5/16-24 UNC x 5/16
17	4760H	Front Wheel	G	271178	Keps Nut 1/4-20 UNC
18	7318H	Tire, 2 Ply 400 x 8	H	102881	Set Screw C.P. Sq. Hd. 5/16-18 UNC x 1/2
19	338H	Tube 4.00 x 8 Straight Stem	I	431938	Machine Screw, Hex Head with Sems Lockwasher 5/16-18 UNC x 1 pltd. (Electric Starter)
20	7150H	Foot Rest			
21	19211610	Washer, 41/64 x 1 x 10 Ga.			
22	98000072	E Ring			
23	120394	Washer, 13/32 x 13/16 x 16 Ga.			
24	271190	Keps Nut, 3/8-16 UNC			
25	626A31A	Steering Arm Assembly			
26	9851M1	Woodruff Key, 3/16 x 5/8			
27	-----	Gas Tank (See Engine Book)			
28	4382H	Foot Pedal			
29	6017H	Foot Pedal Shaft			
30	5119H	Throttle Bracket			
31	6353H	Tie Plate Cover (Recoil Starter)			
32	9417M	Pressure Lube Gun			
33	98000073	E Ring			
34	19171716	Washer, 17/32 x 1 x 16 Ga.			
35	626A15A	Idler Bracket Support Assembly			
36	5622H	Spacer			
37	615A39	Muffler Assembly			
38	615A40	Engine Pulley Assembly			

SEARS 6 H.P. CUSTOM TRACTOR -- MODEL NUMBER 917.25010 AND 917.25020

another free manual from www.searstractormanuals.com



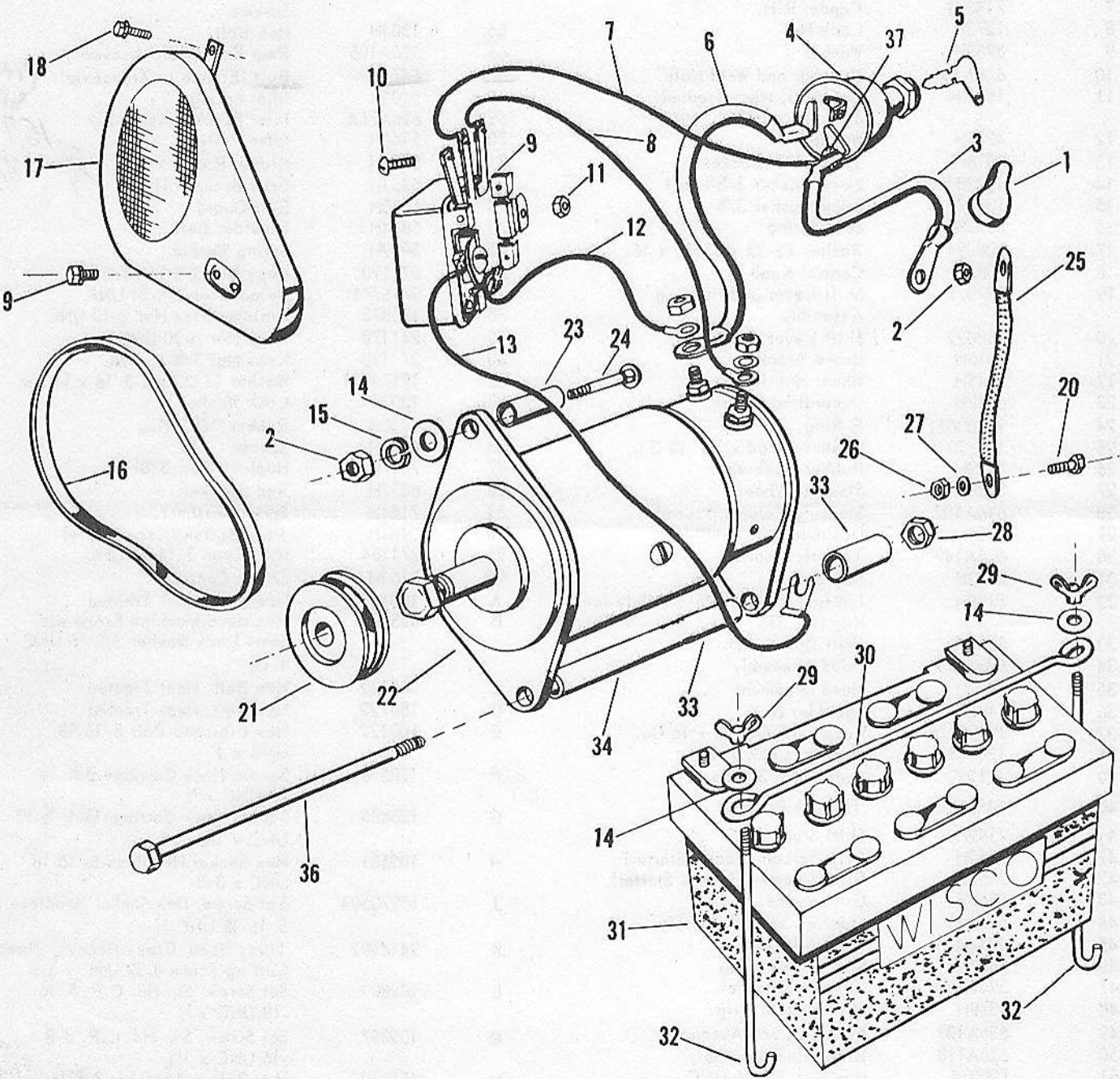
SEARS 6 HP CUSTOM TRACTOR -- MODEL NUMBER 917.25010 AND 917.25020

KEY NO.	PART NO.	DESCRIPTION	KEY NO.	PART NO.	DESCRIPTION
1	5808H	Tire-2 PLY 750 x 12	59	2228M	Woodruff Key 3/16 x 3/4
2	1296H	Tube 6.00-12	60	426173	Brass Tubular Rivet 4 x 1/4
3	1297H1	Rim Disc Wheel	61	606A209	Brake Band and Lining
4	6483H	Seat Pad	62	4202H	Brake Lining
5	1199M	Seat	63	794006	Transaxle
6	7147H	Fender L.H.	64	5134H	Transmission Pulley with Set
7	714811	Fender R.H.			Screws
8	1275H	Lock Nut	65	1304H	Hub Bolt
9	5989H	Washer	66	626A106	Rear Belt Guard Assembly
10	626A154	Drawbar and Weld Nuts	67	6474H	Belt (Engine to Transaxle)
11	180124	Hex Bolt, Heat Treated 3/8 - 16 x 1 1/4	68	5105H	Idler Spring
12	4376H	Washer	69	626A76A	Idler Bracket Assembly
13	6018H	Transaxle Bracket	70	5146H	Idler Pulley
14	120381	Lock Washer 3/8 Light	71	5037H	Clutch Rod
15	131099	Lock Washer 3/8	72	6351H	Grill Brace R.H.
16	5053H	Seat Spring	73	5065H	Belt Guard
17	120394	Washer 13/32 x 13/16 x 16	74	6834H2	Shoulder Bolt
18	6364H	Control Knob	75	5999H	Spring Washer
19	784077	Shift Lever and Housing Assembly	76	271190	Keps Nut 3/8-16 UNC
20	788022	Shift Lever Gasket	77	9416771	Nylock Nut 3/8-24 UNF
21	6016H	Brake Bracket	78	120378	Finished Hex Nut 1/2-13 UNC
22	5945H	Wheel Hub-Rear	79	271178	Keps Nut 1/4-20 UNC
23	6368H	Decorative Insert	80	271190	Keps Nut 3/8-16 UNC
24	98000071	E Ring	82	1917 1911	Washer 17/32 x 1-3/16 x 11 Ga.
25	19252016	Washer 49/64 x 1 1/4 16 Ga.	83	120384	Lock Washer 1/2
26	5949H	Rubber Bushing	85	6740H	Rubber "O" Ring
27	5138H	Steering Wheel	86	6124H	Spacer
28	626A109	Steering Column Assembly	87	7017H	Huglock Nut, 3/8-16
29	7151H	Dashboard Assembly	88	6837H	Rod Bracket
30	626A149	Throttle Control	89	7164H	Spring Washer
31	5913H	Key Set	90	2987H	Plug Button (Recoil Only)
32	5798H	Ignition Switch (Recoil Only-Incl. Key No. 31)	91	271184	Nut, Keps 5/16-18 UNC
33	6350H	Grill Brace L.H.	92	716 1H	Choke Control
34	626A129	Hood Assembly	A	180122	Hex Bolt, Heat Treated
35	6357H	Hood Ornament	B	455171	Hex Head Machine Screw with Sems Lock Washer 3/8-16 UNC x 1 1/2
36	7146H	Shoulder Bolt	C	180122	Hex Bolt, Heat Treated
37	19091216	Washer 17/64 x 3/4 x 16 Ga.	D	180122	Hex Bolt, Heat Treated
38	120638	Washer, Lock 5/16	E	100 122	Hex Finished Bolt 5/16-18 UNC x 1
39	121222	Cotter Pin 3/32 x 3/4	F	120518	Square Neck Carriage Bolt 1/4- 20 UNC x 3/4
40	5119H	Throttle Bracket	G	126485	Square Neck Carriage Bolt 1/2-13 UNC x 1 1/4
41	7149H	Shift Stop	H	102581	Hex Socket Headless 5/16-18 UNC x 3/8
42	7162H	Grill Screen (Recoil Starter)	J	17970504	Set Screw, Hex Socket Headless 5/16-18 UNC 1/4
42	7163H	Grill Screen (Electric Starter)	K	9414492	Truss Head, Cross Recess, Thread Cutting Screw 8-32 UNC x 3/8
43	6358H	Grill Frame	L	102881	Set Screw, Sq. Hd. C.P. 5/16 -18 UNC x 1/2
44	626A29	Steering Shaft Assembly	M	102897	Set Screw, Sq. Hd. C.P. 3/8 -16 UNC x 1/4
45	9858M1	Woodruff Key	N	455170	Hex Bolt and Washer 3/8-16 x 1
46	4437H	Steering Bushing	O	21030410	Self-Tapping Screw with Lock Washer 1/4-20 UNC x 5/8
47	5937H1	Chassis Channel	P	17990505	Set Screw, Hex Socket Headless C.P. Nylock 5/16-18 UNC x 5/16
48	4379H	Shift Handle Grip			
49	626A139	Parking Lock Assembly			
50	626A118	Brake Rod Assembly			
51	120377	Hex Nut 3/8-16 UNC			
52	6000H	Large Flange Nut			
53	6014H1	Brake Rod Rear			
54	4199H	Spring			
55	1685H	Lock Nut			
56	120393	Washer 11/32 x 11/16 x 16 Ga.			
57	5101H	Woodruff Key 1/4 x 1-1/8	--	7501H	Parts Book
58	5118H	Brake Drum			

Price
Size
3/4 x 8 1/2

another free manual from www.searstractormanuals.com

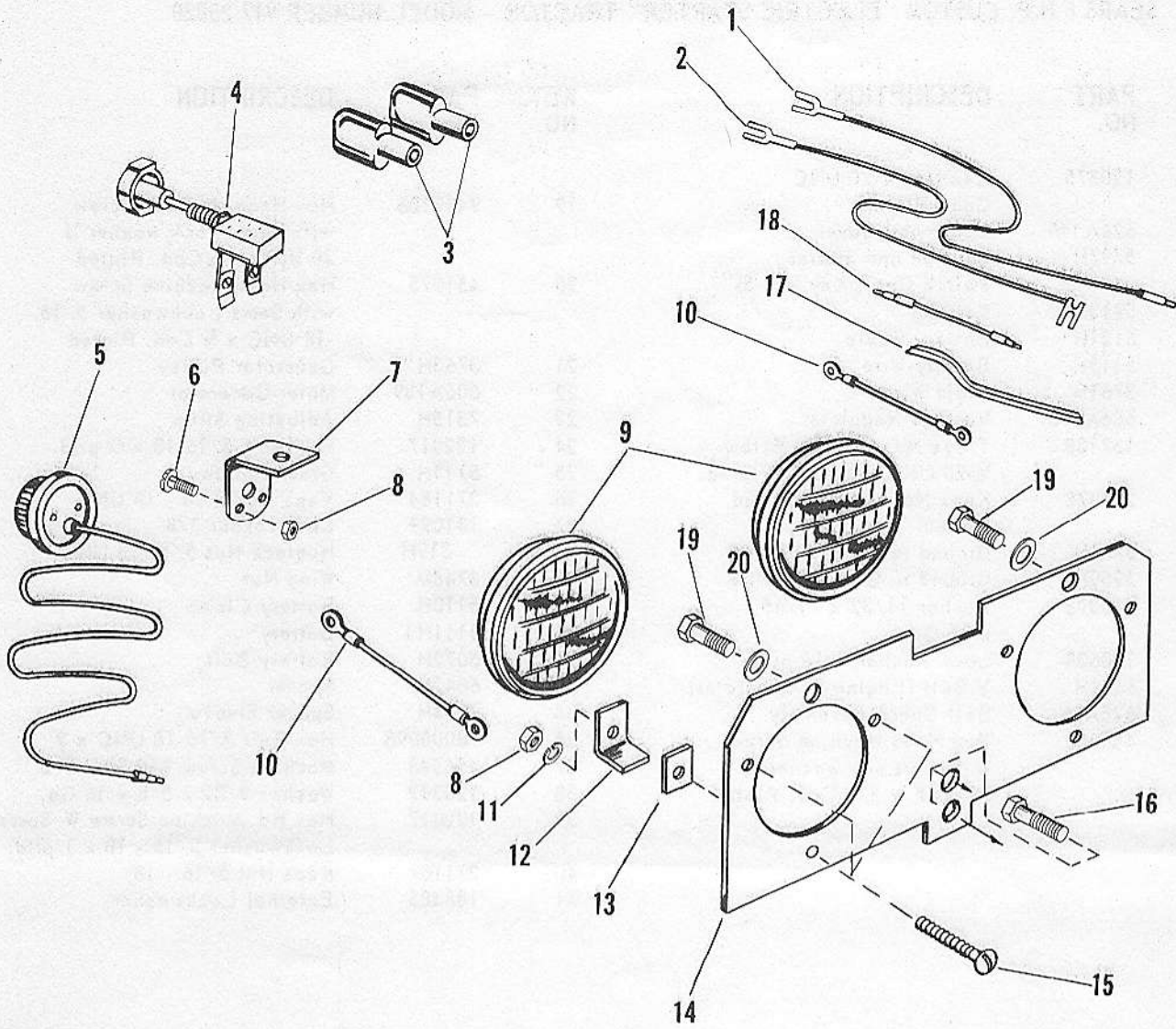
another free manual from www.searstractormanuals.com



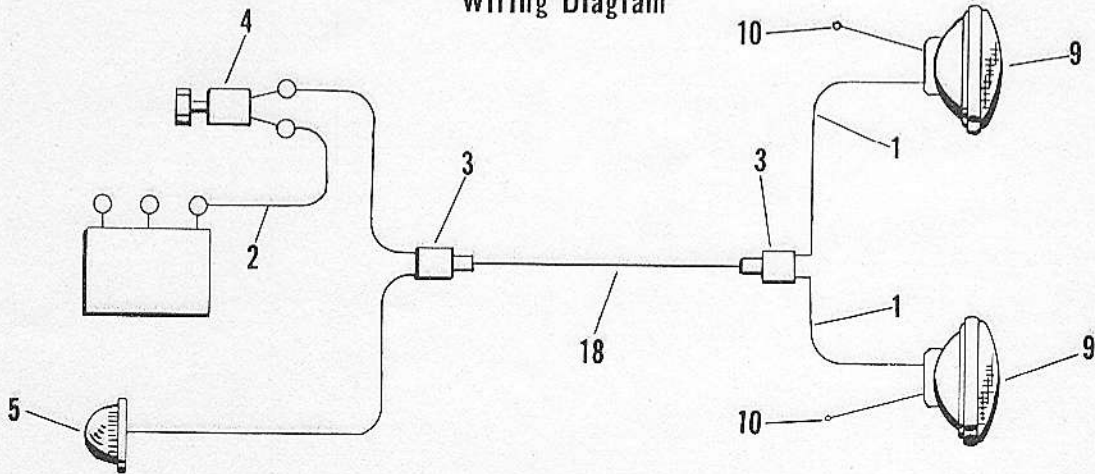
For Parts List -- See Page 21.

SEARS 6 H.P. CUSTOM "ELECTRIC STARTER" TRACTOR -- MODEL NUMBER 917.25020

KEY NO.	PART NO.	DESCRIPTION	KEY NO.	PART NO.	DESCRIPTION
2	120375	Hex Nut 1/4-20 UNC Cad. Plated	19	9409106	Hex Head Machine Screw with Sems Lock washer 1/4 20 UNC x 1/2 Cad. Plated
3	626A140	Cable and Cover	20	451975	Hex Head Machine Screw with Sems Lockwasher 5/16 -18 UNC x 3/4 Cad. Plated
4	5797H	Ignition and Starter Switch (Incl. Key No. 5)	21	3763H	Generator Pulley
5	5913H	Key Set	22	606A189	Motor-Generator
6	6121H	Battery Cable	23	7315H	Adjusting Strap
7	5115H	Battery Wire	24	122017	Hex Bolt 5/16-18 x 3/4 pltd.
8	3761H	Field Wire	25	5114H	Ground Strap
9	606A190	Voltage Regulator	26	271184	Keps Nut 5/16 - 18 UNC
10	137138	Truss Hd. Machine Screw 1/4-20 UNC x 3/4 Cad. Plated	27	131099	Lockwasher 3/8
11	271178	Keps Nut 1/4-20 UNC Cad. Plated	28	319H	Huglock Nut 5/16-18 UNC
12	3761H	Ground to Generator Wire	29	3748M	Wing Nut
13	5959H	Ground to Generator Wire	30	5110H	Battery Clamp
14	120393	Washer 11/32 x 11/16 - x 16 Ga.	31	5111H1	Battery
15	120638	Lock Washer 5/16 pltd.	32	5072H	Battery Bolt
16	5436H	V-Belt (Engine to Generator)	33	6042H	Spacer
17	625A66	Belt Guard Assembly	34	7254H	Spacer Sleeve
18	456808	Pan Head Machine Screw W/Sems Lock washer 1/4- 28 UNF x 3/8 Cad. Plated	36	98000098	Hex Bolt 5/16-18 UNC x 9
			37	456548	Machine Screw #10-32 x 3/8
			38	120392	Washer 9/32 x 5/8 x 16 Ga.
			39	122017	Hex Hd. Machine Screw W/Sems Lockwasher 5/16 - 18 x 1 pltd.
			40	271184	Keps Nut 5/16 - 18
			41	138485	External Lockwasher



Wiring Diagram



SEARS 6 H.P. CUSTOM "ELECTRIC STARTER" TRACTOR -- MODEL NUMBER 917.25020

KEY NO.	PART NO.	DESCRIPTION	KEY NO.	PART NO.	DESCRIPTION
1	6136H	Lead Wire	12	7029H	Mounting Clip
2	6135H	Lead Wire	13	7032H	Rubber Spacer
3	5740H	Wire Connector Y Type	14	7028H	Head Light Panel
4	5735H	Light Switch	15	21351014	Slotted Rd. Hd. Machine Screw #10-24 x 7/8
5	6134H	Tail Light	16	9409101	Hex Hd. Machine Screw w/Lockwasher 5/16-18 x 5/8 pltd.
6	187463	Slotted Truss Hd. Machine Screw #10-24 x 1/2	17	3498H	Tie
7	6440H	Tail Light Bracket	18	6144H	Lead Wire
8	274737	Hex Nut #10-24	19	21030410	Hex Self Tapping Screw W/Sems External Lockwasher 1/4-20 x 5/8
9	7034H	Head Light	20	19091216	Washer 17/64 x 3/4 x 16 Ga.
10	7035H	Head Light to Screw on Mounting Clip			
11	131183	Lockwasher #10			

WE SERVICE WHAT WE SELL

no matter where you live in the U.S.A.



Your Sears Tractor takes on new value when you discover that Sears has 2000 Service units around the country using 7500 fully-equipped trucks and staffed by 10,000 factory-trained technicians. These men are Service Professionals who back up all Sears guarantees. They use Sears approved parts and methods for expert repairs to fulfill the pledge: "We Service What We Sell".

PUT SEARS UNDER CONTRACT TO YOU

with a Sears Service Contract

Sears Tractors are designed, manufactured and field tested for years of dependable operation. Yet, any mechanical equipment may require service from time to time. A Sears Service Contract is more than an extension of the guarantee. It provides complete protection from unexpected repair bills and undue inconvenience. It assures you of maximum performance. Look at the advantages of a Service Contract that is purchased with your new Tractor.

- * Mechanical adjustment, parts and service for one year.
- * Adjustment and service involving replacement of worn as well as defective parts.
- * Cleaning of fuel system, tank, carburetor, lines, crankcase and oil pump at no additional cost.

This unlimited coverage is available for only pennies a day. Let a Sears salesman or Service Technician explain all the benefits of a Sears Service Contract.

TRACTOR MODEL NUMBERS 917.25010 AND 917.25020

The Model Number will be found on a plate attached under the gear shift lever.

ENGINE MODEL NUMBER

See Engine Manual for Engine Model Number and Engine Parts List.

HOW TO ORDER REPAIR PARTS

All parts listed herein may be ordered through SEARS, ROEBUCK AND CO. or SIMPSONS-SEARS LIMITED. When ordering parts by mail from the mail order house which serves the territory in which you live, selling prices will be furnished on request or parts will be shipped at prevailing prices and you will be billed accordingly.

WHEN ORDERING REPAIR PARTS, ALWAYS GIVE THE FOLLOWING INFORMATION AS SHOWN IN THIS LIST.

1. The PART NUMBER
2. The PART NAME
3. The MODEL NUMBER
4. The NAME OF ITEM-
Tractor.